



QUANTITY PEDESTALS DIMENSION

www.yeedgroup.com



Made In France

Calculation table for wood & composite pedestals

Quantity of pedestals /sqm

■ WOODEN & COMPOSITE TERRACES

Information : The calculation table is approximate and based on a square or rectangular deck and a straight installation.

DECKING PEDESTALS		Ground surface						
Blades Type	type of pose	20 sqm	40 sqm	60 sqm	80 sqm	100 sqm	200 sqm	1000 sqm
		Number of pedestals / sqm						
Wooden Blades	Joists center distance 50 cm : 1 pedestal / 70 cm	4.1	3.9	3.7	3.5	3.4	3.2	3
	Joists center distance 50 cm : 1 pedestal / 50 cm	5	4.7	4.6	4.5	4.4	4.3	4.1
Composite Blades	Joists center distance 40 cm : 1 pedestal / 70 cm	4.6	4.6	4.4	4.2	4.1	3.9	3.8
	Joists center distance 40 cm : 1 pedestal / 50 cm	6.1	5.8	5.6	5.5	5.5	5.3	5.2

INFORMATION



The structure of the terrace on pedestals must be made only from wooden or aluminum joists. Never use composite joists.

Calculation table for slab pedestals

Quantity of pedestals /sqm

DIFFERENT TYPES OF PAVEMENT (concrete slabs, gratings, porcelain stoneware, rectified natural stones..)

Information : The calculation table is approximate and based on a square or rectangular deck and a straight installation.

PAVING PEDESTALS		Ground surface						
Type of laying	Tiles Dimension	20sqm	40sqm	60sqm	80sqm	100sqm	200sqm	1000sqm
		Number of pedestals / sqm						
1 pedestal / corner > Refer to the classic layout  in the next page	40 x 40	7.7	7.4	6.9	6.8	6.8	6.6	6.5
	45 x 45	6.5	6.2	6	5.7	5.7	5.5	5.1
	45 x 90	6.5	6.2	6	5.7	5.8	5.5	5.1
	50 x 50	5	4.7	4.6	4.5	4.4	4.3	4.1
	60 x 30	7.5	6.8	6.4	6.3	3.2	3.1	2.9
	60 x 60	4	3.8	3.3	3.4	3.2	3.2	2.9
	75 x 75	7,8	7,2	6,8	6,5	6,3	6	5,7
	80 x 40	4.2	4.2	3.7	3.6	3.6	3.6	3.3
	80 x 80	7,5	7	6,4	6,1	5,8	5,6	5,2
	90 x 60	5,3	5,1	4,8	4,4	4,3	4,1	3,9
	90 x 90	6.2	5.7	5.2	5	4.8	4.4	4.2
	30 x 120	7.5	6.8	6.4	6.3	6.3	6.1	5.8
	40 x 120	5.5	5.3	4.8	4.7	4.7	4.6	4.4
	60 x 120	4	3.8	3.3	3.4	3.2	3.2	2.9
1 pedestal / corner > Refer to the reinforced layout  in the next page	60 x 60	6.5	6.4	6	6	5.8	5.8	5.6
	75 x 75	4.3	3.9	4	3.9	3.9	3.8	3.7
	80 x 40	7.4	7.2	6.7	6.7	6.6	6.6	6.4
	80 x 80	3.9	3.7	3.5	3.4	3.4	3.3	3.2
	90 x 60	4.3	4.1	3.5	3.4	3.4	3.3	3.2
	90 x 90	10	9.1	8.3	7.8	7.6	6.8	6.4
	100 x 100	7.9	7.3	7	6.2	6	5.6	4.9
	60 x 120	4.6	4.4	4.0	4.0	3.9	3.8	3.6
120 x 120	4.6	4.4	4.0	4.0	3.9	3.8	3.6	

— Layout the pedestals - YEED —

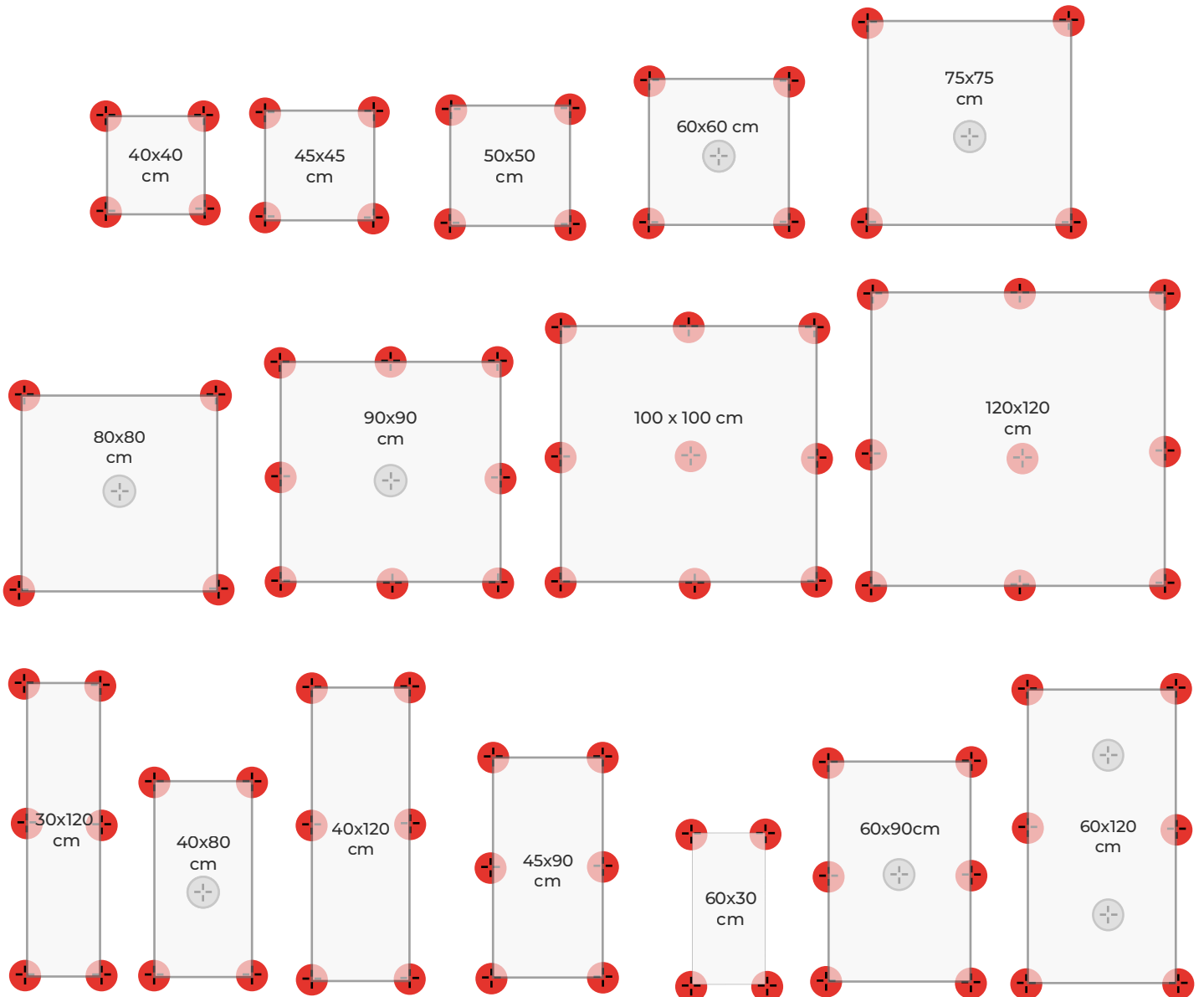
Define the number of pedestals by tile

The quantity of pedestals required depends on the size of the slabs used. Generally speaking, 1 pedestal per corner is needed, or 4 per slab. It is possible to add a 5th stud in the center of the slab in order to reinforce the structure or in the case of large slabs, in this case, you just have to break the fins located on the head of the pedestals.

Legend

Classical layout 

Reinforced layout 



Find all our tips and tricks on our social networks

Follow Us : @YeedGroup



www.yeedgroup.com